


Painted Lady Butterfly Activities


Observe and Record the Life Cycle: Key



Observe the developing butterflies and draw the different stages of the life cycle as you watch them in your classroom.

Record approximately how many days each stage lasts!



Larva




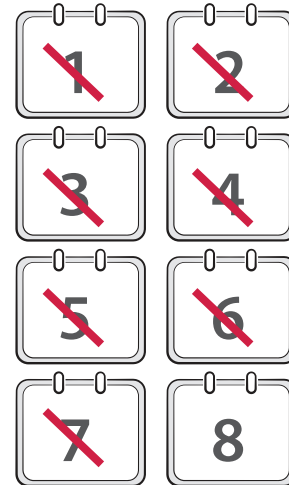
Draw

Cross off the day!



Record the total!



Chrysalis




Butterfly



Painted Lady Butterfly Activities

Vocabulary and Labeling: Key



Vocabulary

- Chrysalis** - the unmoving stage of a butterfly. It is a hard shell, shaped like an upside-down teardrop.
- Antennae** - found on the butterfly's head, used to taste the air and help with balance and orientation
- Molt** - the process of shedding the old exoskeleton for a new one as the caterpillar grows larger.
- Caterpillar** - the feeding stage of a butterfly. It is wingless and wormlike.
- Metamorphosis** - complete change of physical form as the butterfly goes through 4 life stages: egg, caterpillar, chrysalis, and butterfly.
- Proboscis** - the butterfly tongue, which works like a drinking straw.
- Exoskeleton**- hard outer layer of insects that acts to support and protect their bodies.
- Compound Eye**- made up of thousands of tiny lenses allowing the butterfly to see in all directions.
- Meconium**- red-colored liquid waste produced by the butterfly while in the chrysalis form.

Labeling

Can you label the body parts on the butterfly? Fill in the blanks below with the words in the word bank.

abdomen	antenna	compound eye	joint
proboscis	spiracles	thorax	wings

