

# LABVITALS

DELIVERING ESSENTIAL HEALTHCARE SOLUTIONS

## POINT-OF-CARE TESTING

- FIT Test
- QC Microorganisms
- Ketone
- Urine
- Trichomonas and Mono Kits
- Influenza
- Pregnancy

# FOCUS ON: Point-of-Care Testing

## Delivering Effective Point-of-Care Testing and Diagnosis

Developed to enable a wide range of analytical testing, Point-of-Care Testing (POCT) allows for timely, rapid, appropriate treatment to be implemented.

VWR is committed to supporting those on the forefront of POCT and diagnosis by providing innovative technologies from leading manufacturers at the best value. Whether you are concerned with improving the quality and complexity of the tests, or the quality and speed of results associated with POCT, VWR can provide a solution that will enable you to achieve your goals.

In this issue you will find innovative products designed to improve your POCT and diagnosis. All of the products featured in this issue of LABVITALS were selected with your POCT needs in mind, focusing on their impact to both you and your patients.

Contact your VWR Sales Representative for consortium pricing, samples, and additional information.



Continually growing to support your Healthcare needs.  
To learn more, contact us today!




### VWR® Prefilled Histology Containers

- Prefilled, and half-filled with 10% Neutral Buffered Formalin (NBF)
- Reinforcing ring provides added stability and reduces the risk of leakage
- Stackable, shatter-resistant high-clarity virgin polypropylene



Capacity, mL	Cat. No.	Case of	Capacity, mL	Cat. No.	Case of
20 mL	16004-112	128/ 359.44	177 mL	16004-122	50/ 285.46
40 mL	16004-114	50/ 61.17	240 mL	16008-000	24/ 140.26
60 mL	16004-116	50/ 78.65	480 mL	16004-124	24/ 213.14
90 mL	16004-118	50/ 83.42	1 L	16004-130	12/ 185.86
120 mL	16004-120	50/ 100.59	3840 mL	16008-002	4/ 154.82



### VWR VistaVision™ Adhesive Slides

Slide surface is loaded with a permanent positive charge that firmly anchors all types of sections. This treatment prevents the loss of tissue sections or cells to frequent washing, and eliminates the disturbing background effect caused by traditional adhesives. Slides feature color-coated ends.



Color	Cat. No.	Pk. of 72	Cs. of 1,440	Color	Cat. No.	Pk. of 72	Cs. of 1,440
Aqua	16005-108	87.46	951.06	Lilac	16004-408	87.46	951.06
Blue	16005-110	87.46	951.06	White	16004-406	87.46	951.06
Green	16004-412	87.46	951.06	Yellow	16004-416	87.46	951.06

Size: 75 x 25 mm, Thickness: 1 mm



### VWR® Nitrile 200 Powder-Free Gloves

- Ambidextrous with textured fingers and a rolled, beaded cuff
- Made from premium nitrile for high quality and consistency
- Packaged 200 per box to save space and reduce waste

Manufactured from 100% premium nitrile, VWR Nitrile 200 Powder-Free Examination Gloves provide hand protection against biohazards and a broad range of chemicals. 100% latex-free, these gloves eliminate adverse reactions associated with natural rubber latex proteins. Gloves are rigorously tested and manufactured under stringent process controls according to ISO 9001 and ISO 13485 to ensure that each product meets exacting quality standards.

#### Specifications

<b>Color</b>	Cornflower blue
<b>Length</b>	23 cm (9")
<b>Cuff Thickness</b>	2.4 mil
<b>Finger Thickness</b>	3.9 mil
<b>Palm Thickness</b>	2.8 mil



Size	Cat. No.	Box of 200	Case of 10
X-Small	89428-746	31.09	242.41
Small	89428-748	31.09	242.41
Medium	89428-750	31.09	242.41
Large	89428-752	31.09	242.41
X-Large	89428-754	31.09	242.41
XX-Large	89428-756	31.09	242.41

## VWR Custom Manufacturing Services

Supporting Scientific Advances for Human Health

**VWR is committed to providing you with the highest manufacturing value.**

Our scientists, engineers, production associates, and quality professionals manufacture custom kits, reagents, and chemical products for specific clinical laboratory needs.

#### OUR CAPABILITIES INCLUDE:

- ISO 13485 certified facilities
- Custom formulations for Laboratory Developed Tests (LDTs)
- FDA registered facilities for medical device manufacturing
- Manufacturing support for your clinical laboratory needs

Learn more at [vwr.com/manufacturing](http://vwr.com/manufacturing).



### Global Manufacturing Sites

Nine VWR manufacturing sites provide a global footprint to accommodate applications in biotechnology, biopharmaceutical, diagnostics, and research, encompassing research and development to full-scale production.





## OC-Light® Manual FIT

### CLIA Waived Manual FIT (Fecal Immunochemical Test) for the Rapid, Qualitative Detection of Human Hemoglobin in Feces



Colorectal Cancer (CRC) is the third most prevalent type of cancer, with over 140,000 new cases diagnosed in the U.S. every year. It's also the second leading cause of cancer deaths in the U.S., with over 50,000 people each year. When detected early, the CRC 5-year survival rate is 90%, but unfortunately less than 40% of colorectal cancers are found early due to low screening rates. It's recommended that all adults aged 50 to 75 should be regularly screened for CRC.<sup>1</sup>

#### Superior Assay Performance for Screening

Published papers have shown the Immunoassay Fecal Occult Blood screening method provides increased sensitivity and specificity over current screening methods. This improvement directs many more of the "right" patients to colonoscopy, leading to the earlier detection of polyps and colorectal cancer. In fact, published literature has shown that there can be as much as a 30% improvement in detecting early stage cancer over what is currently observed in the U.S. (The American Cancer Society states 39% of colorectal cancers are detected in the early stage<sup>2</sup> vs. 66% in Japan<sup>3</sup> using Polymedco's methodology).

#### Increased Patient Compliance

By eliminating dietary and medicinal restrictions and by only requiring a single sample collection, patients are able to perform the collection with ease and no disruption to their daily routine. The result is a significant increase in patient compliance.<sup>4</sup> "The best screening method is the one that gets done."<sup>5</sup>

#### Enhanced Patient Outcomes

Increased sensitivity, specificity, and patient compliance equals less false positive results and more of the right patients are referred to colonoscopy.

#### Novel Collection Device and Personal Use Packs

The physician or the patient can easily collect a sample and return it to the lab or physician office for quick and accurate results. The patient collects one single sample from one stool instead of three separate specimens. The sampling bottle is completely self contained, and the operator will never come in contact with the sample.

#### No Dietary Restrictions

Unlike the guaiac test, OC-Light requires no dietary or medicinal restrictions because it detects human hemoglobin, not blood.

#### What is OC-Light?

The OC-Light test is a manual FIT (fecal immunochemical test) for the detection of human hemoglobin in stool. The test is useful for the determination of gastrointestinal (GI) bleeding, found in a number of gastrointestinal (GI) disorders, e.g., diverticulitis, colitis, polyps, and colorectal cancer. The OC Light test is recommended for use in routine physical examinations for monitoring for bleeding in patients and for screening for colorectal cancer or gastrointestinal bleeding. The presence of fecal occult blood in the stool is associated with gastrointestinal disorders such as diverticulitis, polyps, and Crohn's disease, that may lead to colorectal cancer if not treated. Early diagnosis by fecal occult blood screening

and treatment of these problems has been shown to significantly reduce mortality from colorectal cancer. Conventional test methods used for the detection of fecal occult blood do not provide a high degree of accuracy. Immunological tests developed to detect human hemoglobin are more accurate and do not require special dietary restrictions on patients.

The OC-Light test is a simple strip procedure with qualitative results in five minutes. With no dietary restrictions and single sample requirement, the test offers maximum patient compliance. The inoculated sample is stable for 15 days at room temperature and 30 days when stored at 2–8°C.

Description	Includes	Cat.No.	Kit Of
Test Kit	50 Test Strips, 50 Sampling Bottles, and 50 Collection Papers	10158-974	50/ 633.00
Personal Use Take-Home Kit	20 Patient Packs, Not Customized	10158-980	20/ 94.95

Copyright 2015 Polymedco CDP, LLC

1. 2014 Cancer Facts and Figures

2. American Cancer Society, [www.cancer.org](http://www.cancer.org)

3. Nagase Medical Update October 2001

4. Colorectal Cancer Screening Programme by Faecal Occult Blood Test in Tuscany: First Round Results.

5. G.Grazzini et al. European Journal of Cancer Prevention 2004, Vol 13 No 1, 19-26.

6. Colon Cancer Screening Guidelines 2005, August 2005

### Comparison of FIT to Conventional Guaiac Test

#### Guaiac Test

- 3 samples
- Up to six days of dietary and medicinal restrictions
- Not specific for human hemoglobin
- Recommended by ACG to be abandoned
- Misses 50-60% of cancers

#### FIT Test

- 1 sample
- No dietary or Vitamin C restrictions
- Specific for human hemoglobin
- Recommended by ACG as the preferred annual detection test
- Overall accuracy of 95%

### C-Reactive Protein (CRP) Slide Test Kits

The ASI CRP Slide Test is a convenient and specific slide agglutination assay for the qualitative and semiquantitative detection of CRP in human serum.

No initial dilution of patient sample is required for this test.

CE marked. CPT Code 86140. 510(k)-K821388

- Two minute slide test
- No initial dilution required
- Two liquid controls included
- Longest dating - up to 24 month shelf life
- Proudly made in USA
- Proven by AAB, CAP, and API surveys
- Sensitivity: 6 mg/L
- Specificity: >95%



Test Kit	Cat. No.	Each
25 Tests	80087-372	49.00
50 Tests	80087-374	76.00
100 Tests	80087-368	116.00
1,000 Tests	80087-370	1098.00



### Microbiologics®

**NEW**



### QC Microorganism Sets for Rapid Diagnostic Instruments and Test Kits

Microbiologics offers an array of easy-to-use QC Microorganism Sets for molecular instruments and test kits, saving you time and labor. Each QC Microorganism Set contains the manufacturer recommended quality control strains for a particular instrument or test in an easy-to-use format.

KWIK-STIK™ Packs, also available separately, include either two or six STIKs of each microorganism. All require refrigerated storage and include an online certificate of analysis and are traceable to reference culture.

QC Microorganism Sets are available for a variety of instruments and kits including:

- VITEK 2™
- BIOLOG®
- Cepheid® Smart Cycler® and GeneXpert®
- MicroScan®
- BD BBL™ Crystal™, Phoenix™, GeneOhm™ and MAX™
- Roche
- API®
- And many more!



#### KWIKSTIK™

- User-friendly design with a lyophilized microorganism pellet, reservoir of hydrating fluid and inoculating swab – all in one device
- Over 800 strains available
- Available in packs of two and six

#### KWIKSTIK™ plus

- Offers the same attributes as the KWIK-STIK, and is only two passages from the reference culture to allow for more subculturing
- Peel off Certificate of Assay
- Available in packs of five

Visit [vwr.com](http://vwr.com) and search "Kwik-stik Microbiologics" to find the entire line of Microbiologics quality control biomaterials for clinical use.



## Efficacy of BetaHydroxybutyrate Chemistry Assay Driving Recognition as the New Standard of Care in Ketosis Testing

By: Timothy Warlow Jr., Global Product Manager EKF Diagnostics

**EKF**  
Diagnostics  
for life

**STANBIO®**

**D**iagnostic effectiveness is driving the accelerated acceptance of Stanbio Laboratory, an EKF Diagnostics Holdings plc company, Beta-Hydroxybutyrate LiquiColor® reagent in U.S. hospital chemistry laboratories in 2015. The assay is used primarily for determining both the presence and degree of ketosis in suspected diabetic ketoacidosis (DKA) cases by quantitatively measuring the most predominant ketone body, Beta-Hydroxybutyrate. Stanbio's enzymatic Beta-Hydroxybutyrate ( $\beta$ -HB) assay produces an accurate and quantitative value that is specific only to the  $\beta$ -HB ketone and is conveniently available for any open channel chemistry platform. These performance qualities are making  $\beta$ -HB a standard in clinical diagnostics for ketone testing. Diabetic ketoacidosis (DKA) and hyperosmolar hyperglycemic syndrome (HHS) are the two most serious acute metabolic complications of diabetes, even

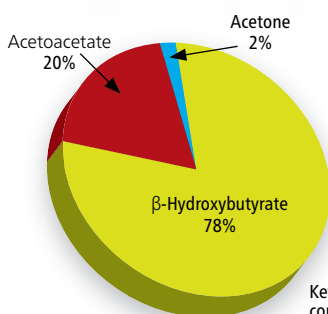
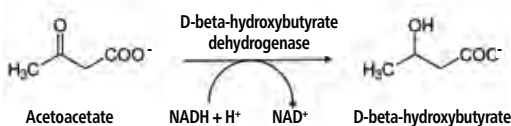
when properly managed<sup>1</sup>. DKA occurs when the body's preferred energy source, glucose, is unavailable. This results in the breakdown of fatty acids, called ketones. The two main ketone bodies are acetoacetate (AcAc) and beta-hydroxybutyrate ( $\beta$ -HB), while acetone, usually present in only small quantities, is derived from spontaneous decarboxylation of AcAc.<sup>1,2</sup>

Ketones are always present in the human body and their levels fluctuate during fasting and long periods of exercise. However, during an episode of DKA the balance between the two main ketones changes drastically. Due to low levels of insulin as well as high levels of counter regulatory hormones including cortisol, epinephrine, glucagon, and growth hormone<sup>3</sup>, the ketone body ratio  $\beta$ -HB: ACAC rises from (1:1) to as high as 10:1 in favor of  $\beta$ -HB. As a result, assays that do not measure  $\beta$ -HB, such as nitroprusside based tests, may provide misleading clinical information by underestimating total ketone body concentration.<sup>4</sup>

In addition to being a highly specific test, Stanbio's LiquiColor test is quantitative, making monitoring ketone values possible to assess recovery from a ketotic event<sup>5,6</sup>.

According to a 2006 article in Diabetes Care by Vanelli et al, using  $\beta$ -HB in the hospital helped clear patients from the intensive care unit over 4.5 hours sooner than patients whose  $\beta$ -HB levels were not monitored. This accounted for savings of time and cost in the hospital as well as the laboratory due to the reduced number of additional tests needed. They also concluded that using a quantitative measure of  $\beta$ -HB could assist in monitoring ketosis in recently diagnosed diabetic children while simultaneously reducing demands on the intensive care unit.<sup>7</sup>

These savings and benefits have been recognized by 20 of the top 25 diabetes and endocrinology hospitals (ranked according to U.S. News & World Report<sup>8</sup>) as they are currently using a form of Stanbio's  $\beta$ -HB assay, either the LiquiColor reagent or STAT-Site M  $\beta$ -HB hand-held meter. In the U.S., more than 1,050 hospitals have implemented  $\beta$ -HB testing to better serve their patients with a quantitative ketone test. Survey results from a widely recognized laboratory reporting organization show that adoption of the Stanbio  $\beta$ -HB chemistry assay is up 200% from 2011 to 2013. In 2011, 9% of surveyed facilities reported using a form of the  $\beta$ -HB assay for ketone testing. That percentage grew to 27% in 2013 and 36.5% in 2014.



Ketone body composition during Diabetic Ketoacidosis

**In addition to being a highly specific test, Stanbio's LiquiColor test is quantitative, making monitoring ketone values possible to assess recovery from a ketotic event.**

β-HB in hospital labs,” said Stanbio Laboratory Global Sales Director, Gilbert A. Mejia. “This escalating demand is also improving the way we’re presenting the open-channel reagent to healthcare organizations. For example, we’ve recently had widely recognized Ph.D.’s and physician champion’s help with our internal product training so we can articulate the efficacy of the test more concisely. We’re seeing the benefits of this new approach as more and more hospital organizations are inquiring about and validating the assay,” Mejia added.

Benefits of the Stanbio β-HB assay were displayed in 2014 at the Advanced Pediatric Emergency Medicine Assembly in New York, the SEMPA 360 (Society of Emergency Medicine® Physician Assistants) show in New Orleans, and the Southeastern Critical Care Summit at the Emory University School of Medicine in Atlanta. Stanbio will be displaying the β-HB, as well as their new liquid assay for Glycated Serum Protein at regional AACE (American Association of Clinical Endocrinologist), ADA, and AACC meetings throughout 2015.

**References**

1. ADA. Hyperglycemic Crises in Diabetes Diabetes Care January 2004 vol. 27 no. suppl 1 s94-s102
2. Laffel L. Ketone bodies: a review of physiology, pathophysiology and application of monitoring to diabetes. Diabetes Metab Res Rev. 1999 Nov-Dec; 15(6):412-26.
3. Kreisberg RA. Diabetic ketoacidosis: new concepts and trends in pathogenesis and treatment. Ann Intern Med 1978;88:681-95.
4. ADA. Tests of glycemia in diabetes [Position statement]. Diabetes Care 2000;23 (Suppl. 1):S802
5. Sacks DB, Arnold M, Bakris GL, Horvath AR, Kirkman MS, Lermmark A, Metzger BE, Nathan DM. Guidelines and Recommendations for Laboratory Analysis in the Diagnosis and Management of Diabetes Mellitus. Diabetes Care. 2004;34:e61-e99.
6. Wiggam MI, O’Kane MJ, Harper R, Atkinson AB, Hadden DR, Trimble ER, Bell PM. Treatment of diabetic ketoacidosis using normalization of blood 3-hydroxybutyrate concentration as the endpoint of emergency management. A randomized controlled study. Diabetes Care 1997; 20: 1347-1352.
7. Vanelli M et al. The direct measurement of 3-beta-hydroxy butyrate enhances the management of diabetic ketoacidosis in children and reduces time and costs of treatment. Diabetes Nutr Metab. 2003 Oct-Dec; 16(5-6):312-6.
8. U.S. News & World Report. Best Hospitals for Adult Diabetes & Endocrinology, 2014 <http://health.usnews.com/best-hospitals/rankings/diabetes-and-endocrinology>

Description	Certification	Method	Cat. No.	Price
β-Hydroxybutyrate LiquiColor Test* (Beckman Synchron CX/LX/DX)	FDA	β-Hydroxybutyrate Dehydrogenase/INT	10152-476	611.69
β-Hydroxybutyrate LiquiColor Test* (Endpoint)	FDA, CE, Health Canada	β-Hydroxybutyrate Dehydrogenase/INT	10152-474	363.69
STAT-Site® M β-HB Meter	FDA	β-Hydroxybutyrate Dehydrogenase/INT	10152-628	474.59

\*Method: β-Hydroxybutyrate Dehydrogenase/INT



## Pursue New Avenues of Innovation

VWRCATALYST, offers flexible, holistic services to help you accelerate productivity and drive scientific innovation. Our Lean Six Sigma process consultants take a structured approach to help clinical labs identify, measure, and target specific areas to improve.

Check out our Success Stories at [vwr.com/vwrcatalyst](http://vwr.com/vwrcatalyst), and learn more about our consulting methodology and best practices.

**Additional VWRCATALYST services include:**

- Procurement and supply management
- Laboratory and production support
- Scientific support
- Equipment and instrument services

**We Enable Science by:**

- Powering productivity
- Improving quality, safety, and regulatory compliance
- Reducing total operating costs





### OSOM® Trichomonas Rapid Test Kit

This immunochromatographic assay detects Trichomonas Vaginalis antigens directly from vaginal swabs, so a speculum may not be required. Detects the antigen, removing the uncertainty with live organism instability. Sensitivity is 83% versus culture.



Description	No. of Tests	Cat. No.	Each	Case of 6
OSOM Trichomonas Rapid Test Kit	25	71001-052	393.76	2029.84
Trichomonas Control Kit	10	71001-054	33.24	-

### OSOM® Mono Test Kit

Detects heterophile antibodies to EBV (mononucleosis) in serum, plasma, or whole blood. Easy-to-read two color results in five minutes or less. Ages 4 and up.

Kit includes two additional tests for external QC testing (25-test kit includes 27 tests).



Description	Tests per Kit	Cat. No.	Each	Case of 6
OSOM Mono Test Kit	25	71001-040	284.77	1027.94

### Hemocult® Guaiac Fecal Occult Blood Test Systems

Qualitative procedure for detecting fecal occult blood uses a guaiac paper slide test. The rigorous pre-qualification of raw materials and a unique quality control system allows the manufacturing of lot to lot consistency that is unmatched in the industry.



Description	Cat. No.	Price
Hemocult Single Slides System, Packs	10012-000	Pk. 100/ 95.13 Cs. 1,000/ 906.01
Hemocult Single Slides System, Bulk	80078-660	- Cs. 1,000/ 666.14
Hemocult II Dispensapak System	10012-002	Pk. 100/ 331.89 -
Hemocult II Dispensapak Plus System	10012-004	Pk. 40/ 147.41 Cs. 160/ 561.56
Hemocult II Patient Pak System	10012-006	Pk. 102/ 117.47 Cs. 1,020/ 1118.77
Hemocult Tape	10012-012	Ea./ 156.11 Cs. 12/ 1784.20

### KOVA® Urine Sediment Analysis Systems



KOVA Urine Sediment Analysis Systems include disposable tubes, caps, pipets, and slides designed to standardize urinalysis in the laboratory.



Description	Cat. No.	Price
KO-LEC-PAC	45000-120	Cs. 1/ 209.41
System Pac II	45000-126	Pk. 1/ 267.17
System Super Pac 1000	44999-980	Cs. 1,000/ 545.27
System Super Pac 1000, with Caps	44999-976	Pk. 1/ 613.75
System Value Pac 500	45000-128	Cs. 500/ 202.97

Visit [www.vwr.com](http://www.vwr.com) to find System Pack components, controls, and accessories.



### Urine Test Strips

Fourteen unique test strips available for urinalysis testing of various parameters.

Visit [www.vwr.com](http://www.vwr.com) to find all options.



Test Strip	Urine Parameters Tested	Cat. No.	Price
Albustix®	Protein	AM2191	Ea./ 66.33
Chek-Stix®	Bilirubin, Blood, Glucose, Ketones, Leukocyte, Nitrite, pH, Protein, Urobilinogen*	AM1360	Pk. 25/ 89.95
Combistix®	Glucose, pH, Protein	AM2183	Ea./ 89.14
Hema-Combistix	Blood, Glucose, pH, Protein	AM2182	Ea./ 112.47
Hemastix®	Blood**	AM2190	Ea./ 43.59
Labstix®	Blood, Glucose, Ketones, pH, Protein	AM2181	Ea./ 115.66
Multistix®	Bilirubin, Blood, Glucose, Ketones, pH, Protein, Urobilinogen	AM2179	Ea./ 137.46
Multistix 10 SG	Bilirubin, Blood, Glucose, Ketones, Leukocyte, Nitrite, pH, Protein, Specific Gravity, Urobilinogen	AM2161	Pk. 100/ 103.16
Multistix 7	Blood, Glucose, Ketones, Leukocyte, Nitrite, pH, Protein	AM2165	Ea./ 68.73
Multistix 8 SG	Blood, Glucose, Ketones, Leukocyte, Nitrite, pH, Protein, Specific Gravity	AM2164	Ea./ 77.26
Multistix 9	Bilirubin, Blood, Glucose, Ketones, Leukocyte, Nitrite, pH, Protein, Urobilinogen	AM2162	Pk. 100/ 123.34
Multistix 9 SG	Bilirubin, Blood, Glucose, Ketones, Leukocyte, Nitrite, pH, Protein, Specific Gravity	AM2163	Ea./ 123.34
Uristix®	Glucose, Protein	AM2184	Ea./ 45.40
Uristix 4	Glucose, Leukocyte, Nitrite, Protein	AM2166	Pk. 100/ 50.92

### HQ-Chex Controls

HQ-Chex is a whole blood glucose and hemoglobin control designed to evaluate the accuracy and precision of the HemoCue® B-Glucose Analyzer, HemoCue B-Hemoglobin Photometer, HemoCue Hb 201+ Analyzer, and HemoCue Glucose 201 Analyzer. Available in three levels, each featuring an open-vial stability for 30 days and a closed-vial stability for 180 days. Size: 2.5mL.



Description	Cat. No.	Pack of	Description	Cat. No.	Pack of
Level 1	87004-606	6/ 78.00	Levels 1, 2, and 3	87004-612	6/ 78.00
Level 2	87004-608	6/ 78.00	Levels 1 and 3	87004-614	6/ 78.00
Level 3	87004-610	6/ 78.00	Levels 2 and 3	87004-616	2/ 40.00
Levels 1, 2, and 3	87004-604	3/ 52.50			



Diagnostics for life

### STAT-Site® MHgb Hemoglobin Photometer

For point of care hemoglobin testing, this battery operated portable meter fits in the palm of your hand and provides hemoglobin results in seconds using a single drop of fingerstick blood. Self-prompting graphics guide you through the test procedure. Includes a "Last Result" option.



Description	Cat. No.	Each
STAT-Site MHgb Meter	10152-670	225.24



# Protecting Specimen Delivery Integrity

Global viral infections account for 80% of respiratory infections that are common in infants, young children, and the elderly. Proper collection and transport of respiratory specimens are a critical pre-analytical step in the diagnosis of viral infectious diseases.

With the intent to introduce a viral transport medium system that could support preservation of specimen for both rapid molecular tests and traditional cell culture methods, Puritan developed UniTranzRT™, a versatile universal transport medium that is suitable for collecting and transporting patient specimens harboring influenza viruses and related respiratory pathogens. UniTranz-RT™ is stable at room temperature and designed for the collection, transport, maintenance, and long-term storage of several other types of viruses.

As most laboratories and POC diagnostic healthcare facilities gravitate toward molecular assays with



improved sensitivity and specificity, it is essential that a transport system be able to preserve specimen for use in molecular methods as well as traditional cell culture methods for diagnosis of influenza and other respiratory viral infections. Multiple strains of viral respiratory infections were detected in qRT-PCR when stored for up to 192 hours at room temperature in Puritan's UniTranz-RT Universal Transport System, according to a recent study presented at the 30th Annual Clinical Virology Symposium and the 114th General Meeting of the American Society for Microbiology.



## When Patient Outcomes Depend Upon Diagnostic Results

### Specimen Delivery Deserves Only First Class Transportation

Puritan Medical Products offers a first class ticket aboard Puritan's UniTranz-RT media transport system for ultimate quality in delivery to your clinical test site. UniTranz-RT provides the highest quality in components, manufacturing, and ease of use, rendering user confidence and opportunities in providing ultimate patient specimen diagnostic outcomes.

Whether the Test Assay is a Waiver, Moderately Complex, or Platform driven process, Puritan's UniTranz-RT provides the media required for viral, chlamydia, mycoplasma, and ureaplasma transport, tube volume accommodations, and a wide selection of collection swab tips to include the innovative PurFlock Ultra® flocked swab.



Vial Length, mm	Medium Volume, mL	Swab Type	Breakpoint, mm	Cat. No.	Each
<b>UniTranz-RT Transport Systems with Universal Transport Medium</b>					
12 x 80	1	N/A	N/A	89233-456	84.38
16 x 100	3	N/A	N/A	89233-458	133.71
<b>UniTranz-RT Transport Systems with Universal Transport Medium and PurFlock Ultra Swabs</b>					
12 x 80	1	1 Large PurFlock Ultra	80	89233-434	119.27
12 x 80	1	1 Mini-tip PurFlock Ultra	80	89233-436	116.77
12 x 80	1	1 Ultrafine PurFlock Ultra	100	89233-438	115.75
16 x 100	3	1 Elongated PurFlock Ultra	100	89233-440	174.54
16 x 100	3	1 Mini-tip PurFlock Ultra	100	89233-442	166.22
16 x 100	3	1 Ultrafine PurFlock Ultra	100	89233-444	165.13
16 x 100	3	One Ultrafine PurFlock Ultra, One Elongated PurFlock Ultra	100	89233-446	182.45
<b>UniTranz-RT Transport Systems with Universal Transport Medium and Spun Polyester Swabs</b>					
16 x 100	3	One Regular Polyester, One Mini-tip Polyester	100	89233-450	172.59
16 x 100	3	One Regular Polyester	100	89233-454	162.05
16 x 100	3	Two Regular Polyester	100	89233-448	164.68
16 x 100	3	One Regular Polyester, One Mini-tip Polyester	100	89233-452	197.67

## Reclosable Specimen Transport Bags

Lab Guard®'s 3-Wall specimen transport bags now feature a **NEW LIQUID-TIGHT DOUBLE ZIPPER** for added closure security.

Protect workers and save money on clean up. These clear biohazard specimen handling bags feature a bright orange and black biohazard logo and check boxes labeled freeze/refrigerate/room temperature. They also protect and store paperwork by using a 3-wall design that incorporates an outside panel. Secure, easy open TearZone® bags include a destroyable biohazard symbol which allows end users the option of disposing them in regular waste instead of red waste. Color-coded bags are used to indicate specific urgency or targeted department processing.



95059-670



Description	Size, in.	Packaging	Cat. No.	Case of
Specimen Bags	8 x 10	500/Dispenser Box	56766-372	1000/ 92.94
Specimen Bags	12 x 15	25/Bundle	56766-374	1000/ 225.65
Specimen Bags, TearZone*	6 x 9	50/DispenserBag® Pkg.	95059-670	1000/ 69.96
Specimen Bags, TearZone*	6 x 9	500/Dispenser Box	56766-370	1000/ 76.96
Specimen Bags, TearZone, Absorbent Pad*	6 x 9	50/DispenserBag Pkg.	89403-312	1000/ 81.34
Specimen Bags, TearZone, Transparent Red STAT	6 x 9	100/DispenserBag Pkg.	89005-358	1000/ 78.04
Biohazard Bags, SPECI-ZIP® Reclosable Opening	20 x 24	100/Bundle	89400-314	100/ 44.35
<b>Color-Coded Specimen Bags</b>				
Blue, TearZone	6 x 9	100/DispenserBag Pkg.	89140-220	1000/ 65.26
Green, TearZone	6 x 9	100/DispenserBag Pkg.	89411-682	1000/ 64.63
Purple, TearZone	6 x 9	100/DispenserBag Pkg.	89411-684	1000/ 66.35
Red, TearZone	6 x 9	100/DispenserBag Pkg.	89411-688	1000/ 66.35
Yellow, TearZone	6 x 9	100/DispenserBag Pkg.	89411-686	1000/ 64.63

\*Features NEW double zipper closure

## Speci-Gard® Disposable Adhesive Seal Bags

Same easy-to-use, liquid tight, press and close adhesive closure, but with NEW, exciting, cost-saving features! Save money on clean up and protect workers with Speci-Gard's new EZ-Open TearZone feature! Then save more with the ability to discard unsoiled bag remains away in standard waste with a new Destroyable Biohazard Symbol. Convenient DispenserBag® packs make for fast, one-at-a-time bag removal.

The easy peel away release liner means once closed, the bag stays closed, even in pneumatic tube systems. Bag remains closed if air is trapped inside, and will not pop open if "grabbed". Dual pocket design includes sample pocket and outer document pocket with flap. Color-coded Spec-Gard bags offer significant value, each bag is 6x10in, and includes color choices for processing options. All Minigrip bags can be customized with logo imprints, colors, etc. Contact your VWR Sales Representative for more information.

Description	Size, in.	Features <sup>1</sup>	Cat. No.	Case of
<b>Speci-Gard Bags, Traditional</b>				
Clear	6x6	TZ, DS, DP	89400-272	2000/ 171.28
Clear	6x10	TZ, DS, DP	89400-274	1000/ 116.83
Clear, w/Super Absorbent Pad for 60 mL of Liquid	6x10	TZ, DS, DP	89400-276	1000/ 169.07
Clear	10x10	TZ, DS	89400-278	1000/ 169.50
Clear	13x18	TZ, DS	89400-280	1000/ 135.93
Clear	15x17	-	89400-282	500/ 175.94
<b>Speci-Gard Bags, Color-Coded</b>				
Purple Transparent, STAT	6 x 10	TZ, DS, DP	10153-144	1000/ 127.17
Yellow Transparent	6 x 10	TZ, DS, DP	10153-146	1000/ 127.17
Blue Transparent	6 x 10	TZ, DS, DP	10153-140	1000/ 127.17
Green Transparent	6 x 10	TZ, DS, DP	10153-142	1000/ 127.17
Solid White, UV Block	6 x 10	-	89400-300	1000/ 149.09
Clear	6 x 10	TZ, DP	89400-298	1000/ 116.83

<sup>1</sup>Features: TZ - TearZone DS - Destroyable Biohazard Symbol DP - DispenserBag Package



## VWR® Reclosable Clear Bags

Standard clear reclosable bags are available in 2mil and 4mil thickness. A wide zipper eases loading and provides a strong, secure seal.

Many additional sizes available; visit [vwr.com](http://vwr.com).



W x H, in.	Cat. No.	Case of
<b>2 mil. Thickness</b>		
3 x 5	89005-278	1000/ 19.95
6 x 9	89005-286	1000/ 54.08
8 x 10	89005-292	1000/ 75.50
10 x 13	89005-296	1000/ 116.70
12 x 15	89005-298	1000/ 154.48
<b>4 mil. Thickness</b>		
4 x 6	89005-303	2000/ 106.10
6 x 8	89005-306	1000/ 89.20
8 x 10	89005-308	1000/ 138.55
12 x 15	89005-312	500/ 133.33
13 x 18	89005-314	500/ 326.92

### BinaxNOW® Influenza A and B Test

Designed for the rapid detection and differentiation of Influenza A and B, these one-step tests involve no additional reagents. They offer the option of nasopharyngeal swab, nasal swab, or nasal wash/aspirate specimen sample use. Each test involves one timed procedure, with results typically available in 15 minutes.



Description	Cat. No.	Each
Influenza A and B Test	95052-886	496.94
Influenza A and B Test, CLIA-Waived Test Kit	95027-756	660.15
Moderately Complex Test Kit	95027-758	657.66

### Detector Staphacol™

A rapid color enhanced latex agglutination slide test to detect Coagulase and/or Protein A characteristics associated with Staphylococcus aureus colonies obtained from culture. CLIA Categorization: Moderately Complex. CE Marked.



**Ordering Information:** Kit includes one vial one vial Positive Control, one vial Negative Control, Disposable Slides, Disposable Pipettes/Stirrers, and one Insert. (All Reagents Contain 0.1% Sodium Azide)

No. of Tests	Cat. No.	Kit of
50	10147-122	50/ 50.11
100	10147-124	100/ 84.14



### Moderately Complex Drug Test Kits

One Step screen tests are designed for the simultaneous, qualitative detection of single or multiple drug metabolites in human urine. Kits provide a rapid screen for a wide variety of illicit and prescription drugs. Over 50 different Kits available, visit [vwr.com](http://vwr.com).



Description	Cat. No.	Pack of 25
<b>Dip Card iScreen® - Moderately Complex Multi-Panel</b>		
AMP, COC, mAMP, OPI, THC	89171-330	209.47
AMP, BAR, BZO, COC, mAMP, MTD, OPI, PCP, TCA, THC	89171-332	418.96
<b>Dip Card iScreen® DX - CLIA-Waived Multi-Panel</b>		
AMP, COC, mAMP, MOP, THC	89423-358	151.14
AMP, BAR, BZO, COC, mAMP, MDMA, MOP, MTD, PCP, THC	89423-360	255.51
AMP, BAR, BZO, COC, mAMP, MOP, MTD, OXY, TCA, THC	89423-362	255.51
AMP, BAR, BZO, COC, mAMP, MDMA, MOP, MTD, OXY, PCP, TCA, THC	89423-364	287.89



### hema-screen™ SPECIFIC, Fecal Immunochemical Occult Blood Test

This rapid fecal immunochemical test (FIT) delivers a convenient, qualitative immunoassay for the determination of human hemoglobin in feces. hema-screen SPECIFIC features an innovative sampling method that utilizes one card for the collection of two specimens of feces and only one immunochemical specimen preparation tube or test cassette system for analysis.

**Ordering Information:** Kit comes with 25 cassettes, 25 buffer tubes, 35 mailing envelopes, 1 product insert, and 1 procedure card. The mailing envelopes contain 1 DEVEL-A-TAB slide, 2 collection tissues, 2 applicator sticks, and patient instructions.

hema-screen SPECIFIC	Cat. No.	Kit of
Kit	10147-032	25/ 159.46
Cassettes	10147-036	10/ 50.64
Cassettes	10147-034	25/ 127.18
Mailing Envelopes	10147-038	20/ 21.10
Hemoglobin Controls	10147-040	2/ 31.49

Visit [vwr.com](http://vwr.com) for complete product descriptions, including kit contents.

### Clarity Urocheck Urinalysis Strips

Test strips for urinalysis testing of various parameters. Tests strips have an 18-month shelf life; CLIA Waived.

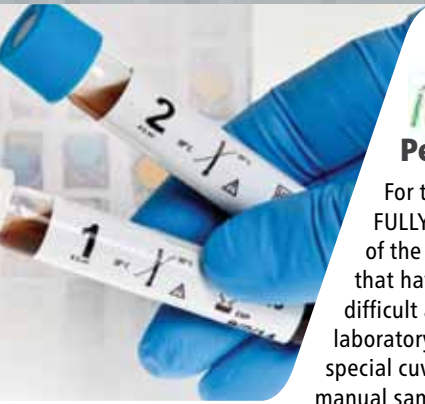
Urinalysis Strips	Urine Parameters Tested	Cat. No.	Each	Case of
10SG	Leukocytes, Nitrite, Urobilinogen, Protein, pH, Blood, Ketone, Specific Gravity, Bilirubin, Glucose	95064-046	59.64	24/ 1206.02
2GP	Protein, Glucose	95064-054	32.27	50/ 1449.39
40B	Leukocytes, Protein, Blood, Glucose	95064-052	16.42	50/ 665.90
50B	Leukocytes, Nitrite, Protein, Blood, Glucose	95064-050	39.72	24/ 850.19
Ketone	Ketone	95064-056	10.65	50/ 476.03
URO7	Leukocytes, Nitrite, Protein, pH, Blood, Ketone, Glucose	95064-048	49.00	24/ 1053.37

### Clarity One-Step Pregnancy Tests

These one-step pregnancy tests provide results in as little as 40 seconds, and have no cross reactivity with LH, FSH, or TSH. Tests have an 18-month shelf life with no refrigeration necessary. Sensitivity: 20 mLU/mL.

Description	No. of Tests	Cat. No.	Each	Case of
hCG Combo Cassette	50	95064-144	58.88	18/ 946.73
hCG Strips	100	95064-136	80.07	24/ 1716.40
hCG Strips	25	95064-132	24.28	24/ 520.43
hCG Strips	50	95064-134	41.22	24/ 883.62
hCG Urine Cassette	25	95064-020	34.80	42/ 1124.12
hCG Urine Cassette	50	95064-022	61.41	18/ 946.73





## iSED® - the Perfect ESR System

For the first time ever ESR testing is FULLY AUTOMATED and eliminates all of the traditional productivity roadblocks that have made ESR one of the most difficult and time-consuming tests in the laboratory. No batching, sample splitting, special cuvettes, duplicate primary tubes, or manual sample handling of any kind.

### Clinical Outcomes

- True indication of illness or inflammation
- Result not effected by HCT
- Eliminates QNS issues, resulting in fewer re-draws
- Faster result turn-around time

### Operational Efficiency

- Enables lab to triple the throughput of ESR's, compared to manual or semi-automated methods
- No need to batch samples
- Streamlines workflow
- Eliminates sample prep time
- Reduces risk of transcription errors
- Exposure risk to lab tech minimized with no handling of whole blood
- Compatible with BD Microtainer® MAP tubes



### Financial Performance

- Compared to other brands, the Seditrol QC offers a lower cost/test due to 100 uL sample size and 31 day open vial stability
- No disposable tubes required – reducing lab's overall contribution to hazardous waste spend
- Reduces overtime pay spent on techs waiting for ESR results!

Description	Cat. No.	Price
iSED ESR Analyzer	10746-472	Ea./ 13,900.00
iSED ESR Analyzer wth 15,000 iTests	10746-642	Ea./ 20,205.00
iSED ESR Analyzer wth 20,000 iTests	10746-560	Ea./ 24,615.00
iSED ESR Analyzer wth 40,000 iTests	10746-562	Ea./ 41,310.00
<b>Test Cards</b>		
500 iTests	10746-638	Ea./ 750.00
1,000 iTests	10746-640	Ea./ 1350.00
2,000 iTests	10746-474	Ea./ 3000.00
5,000 iTests	10746-476	Ea./ 7500.00
10,000 iTests	10746-478	Ea./ 15,000.00
20,000 iTests	10746-480	Ea./ 30,000.00
<b>Accessories</b>		
13 X 75 Tubes, Seditrol QC 6 X 4.5 mL	10746-482	Cs. 6/ 900.00
iSED iWASH, 500 mL	10746-484	Cs. 4/ 150.00
Plastic Bottle for iSED Waste, 500 mL	10746-486	Cs. 24/ 275.00
Thermal Paper Rolls	10746-636	Pk. 3/ 30.00



## Tongue Depressors

Smooth, splinter-free tongue blades are made from northern white birch. May be used as a clinical diagnostic aid, or as a stirrer for liquid medicine.

Description	Dimensions	Packaging	Cat. No.	Price
<b>Sterile</b>				
Infant	114 x 9.5	Bulk Packed	10805-181	Pk. 100/ 31.90 Cs. 1000/ 212.74
Junior	139.7x 15.9	Individually Wrapped	10805-183	Pk. 100/ 22.62 Cs. 1000/ 161.10
Regular	152 x 19	Individually Wrapped	62505-011	- Cs. 1000/ 174.03
<b>Nonsterile</b>				
Standard	152 x 17.5	Bulk Packed	62505-007	Pk. 500/ 32.87 Cs. 5000/ 240.42
Standard	152 x 17.5	Individually Wrapped	10805-194	Pk. 250/ 36.93 Cs. 2500/ 283.60

Additional options available; visit [www.vwr.com](http://www.vwr.com).



## VWR® Slide Storage Cabinet

Epoxy coated, 24 gauge steel cabinet features six-drawers designed to hold tissue cassettes or up to 5,000 standard 25x75mm (1x3") slides. Multiple cabinets can be interlocked, and a separate base unit is available for use with cabinets.



Description	Cat. No.	Each
Slide Storage Cabinet	80086-976	295.59
Slide Storage Cabinet Base	80086-978	129.84



**Acti-Lance Safety Lancets**

Acti-Lance Safety Lancets are designed for simplicity, comfort and safety. Simply twist off the protective cap, position the lancet and push the button. Available in three sizes, you customize blood flow to the desired tests.

**Comfort:** Ultra-sharp, electro-polished needles feature a silicone coating to minimize puncture force, reducing patient discomfort. The dual-spring assembly ensures a true linear needle path and rapid needle retraction, reducing tissue damage and promote rapid healing.

**Safety:** Gamma sterilized needles are fully covered and protected by the easy twist off tab. Full needle retraction assured by the dual needle assembly. Self-destructing activation mechanism prevents re-use to protect healthcare workers and patients alike.

- Comfortable finger recess and push-button activation
- Syringe-like "T" grip
- Auto-locking feature prevents re-use
- Wide lancet end enables secure, precise positioning on the test site
- Ergonomic shape for a firm grip

Description	Penetration Depth, mm	Cat. No.	Box of	Case of
<b>Acti-Lance Special Blades</b>				
17 g	2.0	10220-694	25/ 3.75	1,25/ 140.00
17 g	2.0	10220-700	50/ 7.50	1200/ 150.00
17 g	2.0	10220-632	100/ 15.00	2000/ 250.00
17 g	2.0	10220-626	200/ 30.00	2000/ 250.00
<b>Acti-Lance Universal Needles</b>				
23 g	1.8	10220-636	25/ 3.75	2000/ 140.00
23 g	1.8	10220-698	50/ 7.50	1200/ 150.00
23 g	1.8	10220-630	100/ 15.00	2000/ 250.00
23 g	1.8	10220-606	200/ 30.00	2000/ 250.00
<b>Acti-Lance Lite Needles</b>				
28 g	1.5	10220-634	25/ 3.75	1125/ 140.00
28 g	1.5	10220-696	50/ 7.50	1200/ 150.00
28 g	1.5	10220-628	100/ 15.00	2000/ 250.00
28 g	1.5	10220-604	200/ 30.00	2000/ 250.00

**HIGH-THROUGHPUT CENTRIFUGATION SOLUTIONS FOR YOUR CLINICAL LAB. ALLEGRA X-5, X-14 AND X-30 SERIES CLINICAL SAMPLE PREP PACKAGES**



**QUICK START-UP SOLUTIONS FOR SAMPLE PREPARATION!**

- Pre-bundled application package includes everything you need to get up and running
- Optional BioCertified\* bucket covers for enhanced laboratory safety
- Process up to 140 samples in one run\*\*
- Backed by Beckman Coulter's dependability
- Eliminate transfer steps by spinning certain Beckman Coulter DxC/Dxl tube racks directly in the centrifuge\*\*
- Spin specialized adapters that integrate with the Beckman Coulter AutoMate 2500\*\*

Call your VWR Sales Representative for special pricing. 1.800.932.5000 or visit [VWR.com/beckman](http://VWR.com/beckman)



APPLICATION PACKAGE DESCRIPTION	Max Tube Cap. (13mm/16mm)	Cat.No. (Constant Temp./ Ambient Temp.)	Each	Cat. No. (Refrigerated)	Each
<b>CLINICAL/BLOOD SAMPLE PREPARATION APPLICATION PACKAGE (includes centrifuge, swinging-bucket (SW) rotor and adapters for 13mm and 16mm dia. tubes)</b>					
X-5 with SW Rotor - NEW	140/100	89429-568	11,768.49	N/A	N/A
X-14 / X-14R with 4 x 750 mL SW Rotor	120/76	BKB08882	11,427.26	BKB08883	15,471.80
X-14 / X-14R with ARIES 4 x 750 mL SW Rotor	120/76	BKB08884	10,960.34	BKB08885	19,017.95
X-30 / X-30R with 4 x 400 mL SW Rotor	64/48	BKB05796	9882.78	BKB05802	13,807.94



\* BioCertified is a term used to describe our products which have been tested and validated to demonstrate containment of microbiological aerosols by an independent, third-party facility. Improper use or maintenance may affect seal integrity and, thus, containment.  
 Beckman Coulter, the stylized logo and Allegra are trademarks of Beckman Coulter, Inc. and are registered with the USPTO.  
 \*\* With the Allegra X-5

**BD™ Veritor™ System for the Rapid Detection of Flu A+B**



- **High performance:** only rapid flu test to compare to PCR
- **Objective result:** reader eliminates subjective interpretation
- Requires minimal hands-on time
- **Easy sample processing:** unitized tube containing correct volume of process reagent facilitates workflow
- **Ready in minutes:** test device is ready to insert into reader ten minutes after sample is added
- **Insert and read:** simple one-touch button readies reader for test device insertion
- **Results delivered:** once test device is inserted in reader, an objective, digital test result is displayed in ten seconds
- **CLIA waived:** Cleared for use with nasal swabs and nasopharyngeal (NP) swabs
- **Clinical Kit:** Cleared for use with from nasopharyngeal wash, aspirate and swab in transport media samples from patients



The Veritor System Influenza A + B Clinical Kit is for rapid detection of Flu A + B. This system detects nucleoprotein antigens from nasopharyngeal wash, aspirate, and swab in transport media samples from patients. This Influenza system eliminates the need for subjective interpretation by providing objective results on an easy-to-read digital display, and the results are provided in just minutes.

Description	Cat. No.	Price
Veritor System Reader	10031-430	Ea./ 369.25
<b>Veritor System Test Kits</b>		
Rapid Flu A+B, Clinical	10031-434	Pk. 30/ 469.48
Rapid Flu A+B, CLIA Waived	10031-432	Pk. 30/ 495.99
Rapid Group A Strep, CLIA Waived	10124-734	Pk. 30/ 132.49
Rapid Respiratory Syncytial Virus (RSV)	10031-438	Pk. 30/ 448.38
Rapid Respiratory Syncytial Virus (RSV), CLIA Waived	10124-732	Pk. 30/ 473.70

Description	Cat. No.	Price
<b>Control Swabs, 10 Pair</b>		
Flu A+B	10031-436	Pk. 10/ 79.13
RSV	10031-440	Pk. 10/ 79.13
Strep	10124-818	Pk. 10/ 73.85

**Integra® Miltex®**

Disposables

Limit uncertainty with single-use convenience

- Surgical Blades
- Disposable Scalpels

**Buy 4, Get 1 (mix and match)\***  
**Disposable blades and scalpels**

Offer expires September 30, 2015

Visit [vwr.com/promotions](http://vwr.com/promotions) and search **Promo Code 4197** to find a complete list of qualifying products and more information.

Offer valid through 9/30/15 in the USA only from end-users and does not apply to government, institutional or dealer stocking orders. By participating in this offer, Customer agrees, as applicable, to properly disclose the discounts or reductions in price in the costs claimed or charges made under any federal or state health care program which provides cost or charge based reimbursement to Customer for the items covered under this offer.

- \* Redeemed goods must be of equal or lesser value than lowest priced purchased item.
- \* Redemption invoices subject to verification by Integra Miltex.
- \* Buy/get promotion applies only to Integra® Miltex® products advertised in this ad unless otherwise noted.
- \* Mix and match. Please include your choice of disposables to be redeemed on Purchase Order.

Illustrations and content provide general description only and may be subject to change. Integra, the Integra logo and Miltex are registered trademarks of Integra LifeSciences Corporation or its subsidiaries in the United States and/or other countries. Copyright © 2015 Integra LifeSciences Corporation VWR April to Sept 2015 0279814-1





### VWR Revolutionary Data Logging Thermometer

The VWR® Traceable® LOGGER-TRAC™ Temperature Datalogger is perfect for monitoring material during storage, handling, and transportation. Reusable device with active LCD allows cumulative duration of temperature excursion from user-selected MIN/MAX values. View data immediately or download if needed. Integrates with available software for complete analysis. Waterproof design (IP66) eliminates concerns when located in damp environments or washdown area. Individually serialized, calibrated and Certified Traceable® to NIST.

- LCD shows the running alarm tally based on the acceptable temperature range and recording interval
- Quarantine notification setting instantly alerts user that detailed data analysis is required
- Internal flash memory stores up to 7680 readings

Description	Cat. No.	Each
Traceable Logger-Trac Temperature Datalogger	10154-370	69.66



### Branson Ultrasonic Baths for Precision Cleaning and Sample Preparation

Branson's digital ultrasonic baths includes new features which allow you to achieve consistent ultrasonic performance without having to make adjustments. The heated baths auto feature takes the process control out of the operators hand once programmed for same results every time.

- Available with or without heat
- Degassing up to 90 minutes
- Timer 99 minutes or continuous operation
- Hi/lower power to protect delicate applications

Applications: Precision Cleaning and Sample Preparation, degassing liquids, mixing and homogenization, dissolving solids, cell lysing, and dispersion of particles.

Appropriate accessories available, visit [vwr.com](http://vwr.com).

**Note:** Baths also available in mechanical timer and mechanical timer with heater.

Capacity, gal.	L x W x D, in.	Cat. No.	Each
<b>Digital with Heat</b>			
0.5	5½ x 6 x 4	89375-490	558.42
0.75	9½ x 5½ x 4	89375-492	738.80
1.5	11½ x 9 x 6	89375-494	1121.13
2.5	11½ x 9½ x 6	89375-496	1434.32
5.5	19½ x 11 x 6	89375-498	2533.04
<b>Digital without Heat</b>			
0.5	5½ x 6 x 4	89375-430	514.39
0.75	9½ x 5½ x 4	89375-432	664.99
1.5	11½ x 9 x 6	89375-434	1042.09
2.5	11½ x 9½ x 6	89375-436	1329.98
5.5	19½ x 11 x 6	89375-438	2302.25



**BRANSON**



Prices and product details are current when published; subject to change without notice. | Certain products may be limited by federal, state, provincial, or local regulations. | VWR makes no claims or warranties concerning sustainable/green products. Any claims concerning sustainable/green products are the sole claims of the manufacturer and not those of VWR International, LLC. All prices are in US dollars unless otherwise noted. Offers valid in US and Canada, void where prohibited by law or company policy, while supplies last. | VWR, the VWR logo and variations on the foregoing are registered (®) or unregistered trademarks and service marks, of VWR International, LLC and its related companies. All other marks referenced are registered by their respective owner(s). | Visit [vwr.com](http://vwr.com) to view our privacy policy, trademark owners and additional disclaimers. ©2015 VWR International, LLC. All rights reserved.

0415 12M Lit. No. 93445

**ATTN. MAILROOM:**

If addressee is no longer with the organization, please deliver to laboratory products buyer. Thank you.



## VWR Expanded Stain Portfolio



### New VWR® Gram Stain Sets and Reagents

Sets include all the necessary solutions to fully differentiate Gram positive and Gram negative specimens. Six Gram Stain Replacement Sets (8 or 16 oz.) and six Reagents (1 gal.) are available.

**Gram Stain Sets** - 8 oz. and 16 oz. available: Crystal Violet, Decolonizer,

1.1 Decolonizer, Gram Stain, Safranin, and Stabilized Iodine

**Gram Stain Reagents** - 1 gal.: Crystal Violet, Decolonizer, 1.1 Decolonizer, Iodine Lugol's Working, Safranin, and Stabilized Iodine



### New VWR® Histology/Cytology Stains

Hematoxylin and Eosin solutions are designed to provide crisp, clear staining of the nucleus and a well defined cytoplasm. Traditional and Gill Hematoxylin formulations are available in both progressive and regressive stains to satisfy the most subjective histology laboratory. In addition

to the multiple offerings of Hematoxylin, Papanicolaou stains are available in the classical EA-36, EA-50, EA-65 and OG-6 formulations. These counterstains are used in both gynecological and non-gynecological controlled cytoplasmic staining.

### New VWR® Hematology Stain Sets and Reagents

Ideal for manual, rapid stain, or automated protocols, single-step stains use deionized water to complete the staining process. Three-step stains offer yield results comparable to Wright Giemsa stain with results available as soon as 15 seconds. Individual stains, reagents and packs have been used in the automated market on the Hematek®, Midas®, Sysmex® and Sakura® instruments.

**Hematology Stain Sets** - Wright Stain for Hematek Stainer, Wright Giemsa Stain for Hematek Stainer, and Wright Giemsa Three-Step Set

**Hematology Reagents** - Single-Step Wrights, Single-Step Wright Giemsa, Three-Step Fixative, Three-Step Solution I and II, Wright Giemsa Stain, Wright's Stain, and Hematology Buffer



Visit [vwr.com](http://vwr.com) and search 'VWR gram stain', 'VWR hematology stain' or 'VWR histology stain' to learn more and view the complete product portfolio!